




BRUNSHAW PRIMARY SCHOOL



Inspiring children to be resilient and aspirational learners, within a positive and considerate community

Subject: Art	Year group: 6 Term: Autumn	Title: Make my voice heard.					
<div>What should I already know?</div> <ul style="list-style-type: none">• That colours are chosen and used for a purpose within art.• Street art is a style of art, and that Banksy is a famous artist that shows this.• How to sketch proficiently.• About the work of some famous artists, craftspeople and designers and to be able to name these. <div></div>	<div>Facts/skills I will learn</div> <ul style="list-style-type: none">• What contrasting (or complimentary) colours are and how to use a colour wheel to find these.• How to create my own ‘tag’ based on street art.• About the emotive work of Käthe Kollwitz.• How to draw my own self portrait based on the work of Käthe Kollwitz, using a series of lines.• What ‘halo’ and ‘chiaroscuro’ techniques are, and to experiment with these in a portrait.• How to turn a drawing into a clay sculpture (Käthe Kollwitz portraits).• How to mould and sculpt clay to create features of a face.• About the work of contemporary, British sculptor Mark Wallinger.	<div>Key questions</div> <ul style="list-style-type: none">• Can you name pairs of contrasting/complimentary colours?• Who is Käthe Kollwitz, and can you talk about their work?• What are ‘halo’ and ‘chiaroscuro’ techniques?• Can you name an artist who uses sculpture as part of their work? <div></div>					
<div>Key Skills...</div> <ul style="list-style-type: none">• To work creatively with different media of my choosing to create my own graffiti tag.• To use complimentary/contrasting colours within my tag.• To learn about the work of famous artists, craftspeople and designers.	<div>Experiences that school will provide</div> <div>Encouraging me to express myself through my own artwork.</div> <div></div>	<table><tr><th>Key vocab</th><th>Definition</th></tr><tr><td>chiaroscuro</td><td>The darkening of the background around the face and the adding of shadows.</td></tr></table>		Key vocab	Definition	chiaroscuro	The darkening of the background around the face and the adding of shadows.
Key vocab	Definition						
chiaroscuro	The darkening of the background around the face and the adding of shadows.						

<ul style="list-style-type: none">• To develop my drawing skills by using different lines to create a self-portrait.• To experiment with 'halo' and 'chiaroscuro' techniques within my portrait to create lighter and darker areas.• To develop my skills using clay to shape and mould features of my self-portrait.		<table><tr><td>halo</td><td>Also called nimbus, in art, radiant circle or disk surrounding the head of a holy person, a representation of spiritual character through the symbolism of light.</td></tr><tr><td>graffiti art</td><td>Drawings or words made on a surface in a public place, often created with spray paint. If the owner of the property has not given permission, then this is illegal and is vandalism.</td></tr><tr><td>tag</td><td>A stylised signature. The simplest and most common style of graffiti.</td></tr><tr><td>complementary/contrasting colours</td><td>Colours that are directly opposite each other on the colour wheel.</td></tr></table>	halo	Also called nimbus, in art, radiant circle or disk surrounding the head of a holy person, a representation of spiritual character through the symbolism of light.	graffiti art	Drawings or words made on a surface in a public place, often created with spray paint. If the owner of the property has not given permission, then this is illegal and is vandalism.	tag	A stylised signature. The simplest and most common style of graffiti.	complementary/contrasting colours	Colours that are directly opposite each other on the colour wheel.
halo	Also called nimbus, in art, radiant circle or disk surrounding the head of a holy person, a representation of spiritual character through the symbolism of light.									
graffiti art	Drawings or words made on a surface in a public place, often created with spray paint. If the owner of the property has not given permission, then this is illegal and is vandalism.									
tag	A stylised signature. The simplest and most common style of graffiti.									
complementary/contrasting colours	Colours that are directly opposite each other on the colour wheel.									
<p>Web links</p> <p>https://www.canva.com/colors/color-wheel/</p> <p>By moving the cursor around the wheel, complimentary colours are shown.</p> <p>https://www.kollwitz.de/en/biography</p>	<p>Experiences that could be provided at home</p> <p>Use playdough or modelling clay to practise sculpting with.</p> <p>To practise sketching features of faces to develop my drawing skills.</p>									