
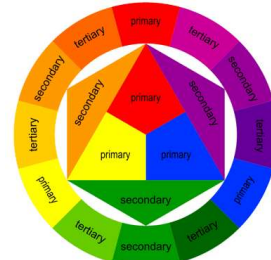





Subject: Art		Year group: 6 Term: Summer 1	Title: Still life and skills.						
<div>What should I already know?</div> <div><ul style="list-style-type: none"><li>• How to use my sketchbook to explore and experiment with new media and techniques.</li><li>• About the work of great artists, designers and craftspeople.</li><li>• What the term ‘still life’ means.</li><li>• How to ‘sketch’ effectively.</li><li>• How to mix colours and shades effectively.</li></ul></div> <div></div>		<div>Facts/skills I will learn</div> <div><ul style="list-style-type: none"><li>• About the work of Claude Monet.</li><li>• How to colour match to work by Claude Monet.</li><li>• How to create a composition of objects.</li><li>• About the work of abstract artist Ibere Camargo and create work in their style.</li><li>• How to use charcoal to sketch with, and create light and shade.</li><li>• How to pick out light and shade in my sketch.</li><li>• How to pick out light from a still life composition, and use an eraser on a greyed out background to ‘draw’ this.</li><li>• How the artist Cezanne uses still life in their work.</li><li>• What tertiary colours are on a colour wheel.</li><li>• How to mix tints and hues to add colour to a still life sketch.</li></ul></div>		<div>Key questions</div> <div><ul style="list-style-type: none"><li>• What is the impressionist movement that Claude Monet was part of?</li><li>• When was the impressionist movement?</li><li>• How can you make your paint colour match that of another piece of work?</li><li>• What is a composition?</li><li>• What styles of artwork does Camargo create?</li><li>• Where can you see light and shade in your objects?</li><li>• How can you mix paint to create different tints and hues?</li><li>• What is a colour wheel and how is it used?</li></ul></div> <div></div>					
<div>Key Skills...</div> <div><ul style="list-style-type: none"><li>• To mix paint colours to match an existing piece of work.</li></ul></div>		<div>Experiences that school will provide</div> <div>Share collection of still life objects together with class to explain why they are important to me.</div>		<table><tr><th>Key vocab</th><th>Definition</th></tr><tr><td></td><td></td></tr></table>		Key vocab	Definition		
Key vocab	Definition								

<ul style="list-style-type: none"><li>• To use still life objects that are important to me to create a composition.</li><li>• To work in the style of another artist.</li><li>• To develop control of charcoal for sketching.</li><li>• To learn how to use erasers to create light.</li><li>• To learn about other artists who use still life in their work.</li><li>• To use a colour wheel to identify primary, secondary and tertiary colours.</li><li>• To mix tints and hues of colours.</li></ul>		<table><tr><td><b>abstract</b></td><td>Art which does not represent images of our everyday world.</td></tr><tr><td><b>charcoal</b></td><td>A dark drawing material that crumbles easily.</td></tr><tr><td><b>colour wheel</b></td><td>A circular chart that shows primary, secondary and tertiary colours.</td></tr><tr><td><b>composition</b></td><td>Where things are placed within a piece of artwork.</td></tr><tr><td><b>greyscale</b></td><td>A range of tones from light to dark.</td></tr><tr><td><b>hue</b></td><td>Describes the colour within a spectrum.</td></tr><tr><td><b>sketching</b></td><td>A light, fast sketch which is often used for planning a piece of artwork.</td></tr><tr><td><b>still life</b></td><td>A collection of objects which are arranged to then draw from.</td></tr><tr><td><b>impressionism</b></td><td>A style of painting that focuses on light.</td></tr></table>	<b>abstract</b>	Art which does not represent images of our everyday world.	<b>charcoal</b>	A dark drawing material that crumbles easily.	<b>colour wheel</b>	A circular chart that shows primary, secondary and tertiary colours.	<b>composition</b>	Where things are placed within a piece of artwork.	<b>greyscale</b>	A range of tones from light to dark.	<b>hue</b>	Describes the colour within a spectrum.	<b>sketching</b>	A light, fast sketch which is often used for planning a piece of artwork.	<b>still life</b>	A collection of objects which are arranged to then draw from.	<b>impressionism</b>	A style of painting that focuses on light.
<b>abstract</b>	Art which does not represent images of our everyday world.																			
<b>charcoal</b>	A dark drawing material that crumbles easily.																			
<b>colour wheel</b>	A circular chart that shows primary, secondary and tertiary colours.																			
<b>composition</b>	Where things are placed within a piece of artwork.																			
<b>greyscale</b>	A range of tones from light to dark.																			
<b>hue</b>	Describes the colour within a spectrum.																			
<b>sketching</b>	A light, fast sketch which is often used for planning a piece of artwork.																			
<b>still life</b>	A collection of objects which are arranged to then draw from.																			
<b>impressionism</b>	A style of painting that focuses on light.																			
<p style="text-align: center;"><b>Web links</b></p> <p><a href="https://www.nationalgallery.org.uk/artists/claude-monet">https://www.nationalgallery.org.uk/artists/claude-monet</a></p> <p><a href="https://artsandculture.google.com/story/chronology-iber%C3%AA-camargo-funda%C3%A7ao-ibere-camargo/7wWheVICwDWGKw?hl=en">https://artsandculture.google.com/story/chronology-iber%C3%AA-camargo-funda%C3%A7ao-ibere-camargo/7wWheVICwDWGKw?hl=en</a></p> <p><a href="https://artincontext.org/famous-still-life-artists-and-paintings/">https://artincontext.org/famous-still-life-artists-and-paintings/</a></p> <p><a href="https://www.tate.org.uk/art/art-terms/i/impressionism">https://www.tate.org.uk/art/art-terms/i/impressionism</a></p> 	<p style="text-align: center;"><b>Experiences that could be provided at home</b></p> <p>Practise arranging a composition of different objects to sketch from.</p>																			

